



**Your Reliable Partner for Boatyard Equipment
Focused on Quality, Safety and Innovation**





**“Leading the way
in metal fabrication:
our 30 years of experience
at your service”**

Table of contents

4	Introduction \ About Us
6	Our service
8	International Manufacturing Standards
9	CE Certification
11	Quality product marking
13 – 51	Our Product Line
52	FAQ
54	Contact information

Welcome
Introduction



Hello,

**We are a complete metal fabrication company
Our metal fabrication company offers competent feedback and long-term partnership**

From humble beginnings as a small metal lathe workshop in 1983, our family-owned business has flourished into a renowned industry leader with three decades of experience in metal fabrication. Our commitment to quality and innovation consistently surpasses customer expectations, solidifying our reputation for excellence.

Adapting to the ever-changing landscape of the metalworking industry, we've harnessed cutting-edge CNC technology alongside our traditional machining equipment, delivering precision and quality in every project. Our versatile product offerings cater to both domestic and international markets, ensuring customer satisfaction across the board.

Our diverse product line includes water pipeline fittings up to DN 600 PN 25, introduced in 1998, and top-tier boatyard equipment for ports and harbours, launched in 2014. We offer comprehensive services covering custom fabrication, design, CNC machining, welding, powder coating, and assembly. Our end-to-end management guarantees superior finished products for our clients.



Design, constructed, and manufactured in Croatia.

Quality is ingrained in our DNA, and we adhere to stringent industry standards, regulations, and certifications. Our recognition spans various industries, including construction and boatyard equipment. We specialize in a wide range of materials, such as steel, aluminium, and stainless steel.

Our passion for sustainability translates to eco-friendly metal fabrication services, prioritizing the safety of both our employees and customers. Our team of highly skilled professionals consistently delivers top-notch results driven by dedication and expertise.

As a leading metal fabrication company, we focus on project quality, timely completion, and customer satisfaction. Our tailored,

cost-effective fabrication solutions cater to each client's unique needs. With over 30 years of experience, we are a one-stop solution for all your metal fabrication requirements.

Discover the difference our unparalleled expertise and commitment to innovation can make for your next project.



**Contact us today
to experience the best in metal
fabrication.**

Our service.

Comprehensive metal fabrication services for your success

Our metal fabrication company offers comprehensive services across various industries, providing high-quality solutions that cater to our client's needs. Our experts utilize the latest technology and methods to ensure the best results at every stage of production. Our key services include:

- » **Metal Product Manufacturing**
- » **Innovation in Metal Fabrication and Research & Development**
- » **High-Quality Welding**
- » **Precision CNC Machining**
- » **Professional Powder Coating and Painting Services**
- » **Custom Rubber Production**
- » **Exceptional 3D Plastic Printing Services**
- » **Assembly and Testing**

Our goal is to provide top-tier quality and customer satisfaction through all our services.

No matter your needs, you can trust our expertise and dedication to provide you with the best solutions in the market.



From an idea to the finished products.

Collaboration

We begin by understanding your needs and requirements and working closely with you to develop tailored solutions that meet your specific goals.

Design & Engineering

Our skilled engineers and designers create detailed plans, ensuring precision and accuracy at every step.

Production

Utilizing state-of-the-art machinery, our technicians perform a range of processes, including cutting, bending, welding, machining, coating, painting, and assembly.

Quality Control

We enforce strict quality control measures throughout production, ensuring that every product meets or exceeds industry standards.

Assembly & Testing

A dedicated department ensures that each product is correctly assembled and tested to meet your unique requirements.

Packaging & Shipping

We carefully package and ship the finished product, guaranteeing timely delivery and pristine condition upon arrival

Choose our metal fabrication services for a seamless and customer-focused experience that delivers exceptional results, from your initial vision to the final product.

Commitment to Quality

International Manufacturing Standards.

What are some of the international standards that we follow in the manufacturing process?

Our metal fabrication company is dedicated to providing high-quality products that meet the most stringent international safety, quality, and performance standards. We adhere to the following international standards in our manufacturing process:

Safety & Construction

(EN ISO 292-2:2001, 2006/42/EC, EN 1993-1-11, EN 10025-1)

Ensuring product and process safety, structural integrity, and using high-quality materials.

Assembly & Fabrication

EN ISO 12100-2, EN 1090-1:2009 + A1:2011

Correct and safe product assembly, following European standards for steel and aluminium structures.

Corrosion Protection

(EN ISO 1461:2001)

Hot-dip galvanizing to safeguard products against corrosion.

Rubber Parts

(EN ISO 681.1)

Meeting the highest safety and performance standards for potable water applications.

Paint & Coating

(EN ISO 12944-5:2018, EN ISO13438:2013)

Protecting products from environmental factors with appropriate paint application and durable powder coatings.

Welding

(EN ISO 5817, EN ISO 5609-1, EN ISO 3834-2, EN ISO 15641-1, EN ISO 271-1, EN ISO 1005-1,2,3,4)

Ensuring weld strength and quality through strict compliance with welding standards.

Metal Machining

(EN ISO 9013:2018)

Consistent, high-quality precision cutting of metals.

Our adherence to these standards, combined with our CE certification, demonstrates our unwavering commitment to delivering exceptional metal fabrication products and services. **Experience the difference between working with a company dedicated to quality.**

CE Certification: **A Testament to Our Dedication to Safety and Quality in Metal Fabrication**



Our metal fabrication company is proud to offer products that meet the highest safety, quality, and performance standards, as evidenced by our CE certification. The CE mark signifies compliance with European Union safety, health, and environmental protection legislation, providing our customers with added confidence in our products.



Key Features of Our Ce-certified Products:

- » **Compliance with EU Standards:**
All our products are tested and evaluated to ensure they meet the rigorous safety, health, and environmental protection requirements of the European market.
- » **Expertise in Meeting Customer Requirements:**
Our skilled team works closely with customers to design and fabricate products tailored to their unique needs and specifications.
- » **Adherence to International Standards:**
In addition to CE certification, we follow international standards for safety, design, construction, assembly, welding, metal machining, rubber parts, hot dip galvanizing, and paint, using only high-quality materials.
- » **Unwavering Commitment to Customer Satisfaction:**
We stand behind our products and services, ensuring our customers are satisfied with the final results.

Trust our CE-certified metal fabrication company for products that meet the highest industry standards.

Our commitment to safety, quality, and customer satisfaction ensures that you receive exceptional products and services every time.

Safety and expertise

Certified in Fabrication Services.

Safety and expertise: our certifications in welding, assembly, coating and painting

At our metal fabrication company, we place the utmost importance on safety and expertise. Our certifications in field safety and specialized services showcase our commitment to maintaining the highest safety standards while delivering exceptional results in welding, assembly, coating, and painting.

Welding Excellence

Our highly skilled team is experienced in various welding techniques, including MIG, TIG, Laser, and stick welding. Utilizing state-of-the-art equipment, we consistently produce top-quality work.


Precise Assembly

Our assembly team expertly handles both simple and complex projects, delivering accurate and timely results that meet and exceed client expectations.

Superior Coating & Painting

Certified in the latest techniques and materials, our powder coating and painting teams ensure exceptional finishes for projects of all sizes. We take pride in meeting client specifications and providing outstanding results.

Our dedication to safety, quality, and customer satisfaction has made us a trusted partner across various industries. From large-scale industrial facilities to custom fabrication for small businesses, our certifications and expertise set us apart.



Experience the difference between working with a certified and experienced team.

Ensuring traceability and confidence

Quality product marking.

In our pursuit of excellence, we prioritize accurate and durable product marking as a key component of our manufacturing process. By using state-of-the-art mobile inkjet printers and high-quality, specialized inks, we ensure that our products are easily identifiable and traceable.

Choose our products for the confidence and reliability that comes with clear, accurate, and durable product marking. We are committed to maintaining the highest quality standards and delivering products that consistently meet and exceed customer expectations.



Clear Identification

- 01.** Our mobile inkjet printers are designed to mark each product with vital information, such as product name, manufacture date, serial number, and other relevant details.

Versatile Application

- 02.** Our specialized inks adhere to various surfaces, including metals, plastics, and other materials, ensuring clear and durable markings on all our products.

Long-lasting Legibility

- 03.** The use of high-quality, durable inks resistant to fading, smudging, and wear guarantees that markings remain legible even in harsh or challenging environments.

Customer Confidence

- 04.** Accurate and traceable markings provide customers with the assurance of our product's authenticity and quality, knowing they meet the highest standards for safety and sustainability.

Your Reliable Partner for Boatyard Equipment: Focused on Quality, Safety, and Innovation

As a Croatia-based manufacturer, we specialize in high-quality boatyard equipment designed to meet the marine industry's diverse needs. Our mission is to deliver innovative, reliable, and safe products that exceed our customers' expectations worldwide. With a strong presence across Europe, we are committed to providing exceptional service and timely delivery for our clients.

Key Advantages of Our Boatyard Equipment:

- » **CE-Certified:** Our products meet strict safety and quality standards
- » **Finishing Protection:** Choose from dip-hot galvanizing, powder coating, or painting for optimal performance and durability
- » **Custom Solutions:** Our skilled engineers and designers collaborate with you to develop tailored solutions that meet your specific requirements
- » **Trusted by Shipyards:** Our commitment to quality and reliability has made us a trusted partner for shipyards worldwide
- » **Comprehensive Range:** Our diverse product line caters to various needs in the boating industry, from boat dollies and stands to lift systems and accessories
- » **European Delivery:** We proudly deliver our products to clients across Europe, ensuring prompt and reliable service

Choose our premier boatyard equipment to ensure the highest quality solutions for ports and harbours globally.
Contact us today to learn more about our products and custom services designed to meet your unique needs.

Our Product Line:

Boat Dollies	14	Boat Dollies C-Series 0.9 T - 6 T
	16	Boat Dollies G-Series 0.5 T - 1.2 T
	18	Boat Dollies S-Series 1.2 T - 8 T
	20	Boat Dollies V-Series 1.2 T - 6 T
Motorboat Stands	22	Motorboat Stands M-Series 1.5 T - 5 T
	24	Motorboat Stands S-Series 3 T - 25 T
Sailboat Stands	26	Sailboat Stands S-Series 1.5 T - 5 T
Keel Stands	28	Keel Stands S-Series 1.5 T - 5 T
	30	Keel Stands V-Series 1.5 T - 5 T
Keel Support	32	Keel Support C-Series 1.5 T - 10 T
	34	Keel Support F-Series 1.5 T - 10 T
	36	Keel Support S-Series 5 T - 30 T
Boat Cradle	38	Tilt Cradle 5 T - 30 T
	40	Vertical Cradle 5 T - 30 T
	42	Adjustable Tilt Cradle 7 T - 30 T
	44	Sailboat Cradle 8 T - 40 T
Boat Lift System	46	Hydraulic Boat Lift System 5.6 T
Boat Stand System	48	V-Drive Boat Stands System 1 T - 3.5 T
Accessories	50	Wall Stands for Outboard Motor 2.5 hp - 250 hp

Boat Dollies

Boat Dollies C-Series 0.9 T - 6 T

Introducing the Boat Dollies C-Series, designed for large and small boats with a holding capacity of up to 6,000 kg. This top-quality boat dolly is built using high-strength S355 structural steel, ensuring durability, reliability, and unwavering support for your boat. In addition, the corrosion-resistant coating guarantees long-lasting performance in even the most challenging maritime conditions.

The C-Series boat dolly features 360° rotating wheels with brakes, allowing easy and efficient manoeuvring around storage facilities or showrooms. In addition, the adjustable height and adaptable hull pads accommodate a wide range of boat types, sizes, and hull configurations, providing a secure and customized fit.

Experience exceptional stability during transport and storage, ensuring the safety of your boat. The C-Series boat dolly is easily assembled and disassembled for convenient storage and transport, making it an essential tool for boat owners and storage facilities.

Key Features:

- » **High-strength S355 structural steel** construction for durability and reliability
- » **Holding capacity of up to 6,000 kg**, suitable for various boat sizes
- » **Adjustable height** to accommodate a wide range of boat types and sizes
- » **Hull pads** with vertical bases and swivelling tops up to 25° for a secure, customized fit
- » **Heavy-duty casters** bolted in all four corners for robust support and stability
- » **360° rotating wheels** with brakes for easy manoeuvring and control
- » **Hull pad size of 120 x 250 mm** for versatile support
- » Exceptional stability during transport and storage, ensuring boat safety
- » **Corrosion-resistant coating** for long-lasting performance in harsh marine environments
- » **Easily assembled and disassembled** for convenient storage and transport

Durable Protective Coatings:

- » Powder Coating
- » Hot Dip Galvanizing
- » High-Quality Paint Finish

The dimensions of tubular profiles, square profiles, threaded rod bars, and heavy-duty wheels change depending on the size and capacity of the products. We use high-quality materials, such as S235, S275, and S355, high-strength structural steels certified for their origin. To ensure the safety and quality of our products, we obtain a CE mark certificate for each one.



Top-quality boat dolly C-series: perfect for large and small boats.



Dimension:

Max capacity:	Min height:	Max height:	Length:	Width:
900 kg	520 mm	720 mm	2000 mm	1000 mm
1200 kg	520 mm	720 mm	2000 mm	1000 mm
1200 kg	520 mm	720 mm	2400 mm	1200 mm
1200 kg	520 mm	720 mm	2900 mm	1300 mm
2400 kg	520 mm	720 mm	2000 mm	1000 mm
2400 kg	520 mm	720 mm	2400 mm	1200 mm
2400 kg	520 mm	720 mm	2900 mm	1300 mm
3000 kg	520 mm	720 mm	2400 mm	1200 mm
3000 kg	520 mm	720 mm	2900 mm	1300 mm
4200 kg	740 mm	970 mm	3000 mm	1500 mm
5000 kg	1050 mm	1400 mm	4000 mm	1800 mm
6000 kg	1050 mm	1400 mm	5000 mm	2000 mm

* We can customize our products to fit your specific width, height, and capacity requirements.

The dimensions of tubular profiles, square profiles, threaded rod bars, and heavy-duty wheels change depending on the size and capacity of the products. We use high-quality materials, such as S235, S275, and S355, high-strength structural steels certified for their origin. To ensure the safety and quality of our products, we obtain a CE mark certificate for each one.



Boat Dollies

Boat Dollies G-Series 0.5 T - 1.2 T

Our Boat Dollies G-Series offers an efficient and versatile solution for transporting your jet ski or small boat. Expertly crafted from high-quality materials, including robust structural steel S355, our boat dolly provides reliable support for your watercraft. In addition, our boat dolly is designed with a corrosion-resistant coating, ensuring long-lasting durability and performance even in harsh marine environments. Equipped with heavy-duty casters bolted in all four corners, safety brakes, and 360° rotating wheels, our boat dolly is easy to manoeuvre around your storage facility or garage.

Our boat dolly also features specially designed non-slip pads that ensure stability during boat placement, providing added security for your watercraft. The adjustable design accommodates a wide range of hull configurations, with a total holding capacity of up to 1,200 kg, making it perfect for boats of varying sizes. Additionally, the boat dolly's compact design ensures that it takes up minimal space, making it an excellent choice for anyone with limited storage space.

Key Features:

- » Constructed with **high-strength S355 structural steel** for durability and reliability
- » **Holding capacity of up to 1,200 kg**, suitable for a variety of boats and jet skis
- » Accommodates a wide range of **hull configurations**
- » **Specially designed non-slip pads** ensure stability during boat placement
- » **Heavy-duty casters** bolted in all four corners for robust support
- » **360° rotating wheels** with brakes for easy manoeuvrability and control
- » **Corrosion-resistant coating** for longevity in harsh marine environments
- » **Compact design** for minimal space consumption in storage facilities
- » Easy assembly and disassembly for convenient storage and transport
- » Non-marking wheels prevent damage to flooring, making it suitable for both indoor and outdoor use

Durable Protective Coatings:

- » Powder Coating
- » Hot Dip Galvanizing
- » High-Quality Paint Finish

The dimensions of tubular profiles, square profiles, threaded rod bars, and heavy-duty wheels change depending on the size and capacity of the products. We use high-quality materials, such as S235, S275, and S355, high-strength structural steels certified for their origin. To ensure the safety and quality of our products, we obtain a CE mark certificate for each one.



Boat dollies G-series: the best boat dolly for small boats and jet skis.



Dimension:

Max capacity:	Height:	Length:	Width:
500 kg	550 mm	600 mm	600 mm
500 kg	550 mm	900 mm	600 mm
500 kg	550 mm	1250 mm	800 mm
900 kg	550 mm	900 mm	600 mm
900 kg	550 mm	1250 mm	800 mm
1200 kg	550 mm	1500 mm	1000 mm
1200 kg	550 mm	2000 mm	1200 mm

* We can customize our products to fit your specific width, height, and capacity requirements.

The dimensions of tubular profiles, square profiles, threaded rod bars, and heavy-duty wheels change depending on the size and capacity of the products. We use high-quality materials, such as S235, S275, and S355, high-strength structural steels certified for their origin. To ensure the safety and quality of our products, we obtain a CE mark certificate for each one.



Boat Dollies

Boat Dollies S-Series 1.2 T - 8 T

Experience seamless boat transportation with the Boat Dollies S-Series, specifically designed for large boats. This heavy-duty boat dolly is crafted with a strong and sturdy structure, ensuring efficient and reliable movement. In addition, its adjustable width feature allows for a secure and stable fit for various boat sizes without compromising on stability.

Constructed with high-strength S355 structural steel, our boat dollies can withstand the most demanding marine environments, providing unwavering support for your boat. In addition, the 360° rotating wheels, equipped with brakes, allow for effortless manoeuvrability, making it a versatile tool for any boat owner.

The S-Series boat dollies offer a holding capacity ranging from 1,200 kg to 8,000 kg per pair, supporting a wide range of boats from small to large, ensuring safe and reliable transportation. Our boat dollies are made from durable materials and have a corrosion-resistant coating, and offer exceptional performance in challenging maritime conditions.

Key Features:

- » **Holding capacity of up to 8,000 kg**, suitable for transporting various boat sizes
- » **High-strength S355 structural steel** construction for durability and reliability
- » **Adjustable width** for accommodating a wide range of boat sizes and types
- » **360° rotating wheels** with brakes for easy manoeuvring and secure positioning
- » Exceptional stability and support during transportation
- » Adaptable **hull pads** with vertical bases and swivelling tops up to 25°
- » **Telescopic supports** with precise height control for customizable boat support
- » **Heavy-duty casters** bolted in all four corners for enhanced durability and strength
- » Compatible with numerous hull configurations with a **hull pad size of 120 x 250 mm**
- » Easily assembled and disassembled for convenient storage and transport

Accessories:

- » **Longitudinal bars:** Use the longitudinal bar to securely and stably connect a pair of boat dollies before moving your boat

Durable Protective Coatings:

- » Powder Coating
- » Hot Dip Galvanizing
- » High-Quality Paint Finish

The dimensions of tubular profiles, square profiles, threaded rod bars, and heavy-duty wheels change depending on the size and capacity of the products. We use high-quality materials, such as S235, S275, and S355, high-strength structural steels certified for their origin. To ensure the safety and quality of our products, we obtain a CE mark certificate for each one.



Heavy-duty boat dolly S-series: the perfect solution for transporting large boats with adjustable width.



Dimension:

Max capacity:	Min height:	Max height:	Length:	Width:	Extended width:
1200 kg	520 mm	720 mm	800 mm	1080 mm	1600 mm
2400 kg	520 mm	720 mm	800 mm	1080 mm	1600 mm
3000 kg	520 mm	720 mm	800 mm	1080 mm	1600 mm
4200 kg	520 mm	720 mm	800 mm	1080 mm	1600 mm
4200 kg	740 mm	970 mm	800 mm	1650 mm	2460 mm
6000 kg	520 mm	720 mm	800 mm	1080 mm	1600 mm
6000 kg	740 mm	970 mm	800 mm	1650 mm	2460 mm
8000 kg	740 mm	970 mm	800 mm	1650 mm	2460 mm

* We can customize our products to fit your specific width, height, and capacity requirements.

The dimensions of tubular profiles, square profiles, threaded rod bars, and heavy-duty wheels change depending on the size and capacity of the products. We use high-quality materials, such as S235, S275, and S355, high-strength structural steels certified for their origin. To ensure the safety and quality of our products, we obtain a CE mark certificate for each one.



Boat Dollies

Boat Dollies V-Series 1.2 T - 6 T

We designed our heavy-duty Boat Dollies V-Series to make boat transport and storage hassle-free and efficient. Whether you're a boat dealer, a boat owner, or a boat enthusiast, this boat dolly is the ideal solution for your needs. We construct this boat dolly using high-strength S355 structural steel, ensuring lasting durability and reliable support for your boat. The boat dolly features large, heavy-duty wheels that rotate 360° and are equipped with brakes, making moving your boat around your showroom or storage facility easy. In addition, the heavy-duty casters are bolted in all four corners, providing exceptional stability and support.

Our boat dolly, with a holding capacity of up to 6,000 kg per pair, supports most boats on the market. It's perfect for moving boats around your showroom or storage facility, keeping them safe and secure. You can also use this versatile boat dolly to display boats in showrooms. We construct the boat dolly from durable materials featuring a corrosion-resistant coating, ensuring long-lasting durability and exceptional performance in challenging maritime conditions.

Key Features:

- » Constructed with **high-strength S355 structural steel** for durability and reliability
- » **Holding capacity of up to 6,000 kg**, suitable for a variety of boats
- » Accommodates a wide range of hull configurations for versatility
- » **Hull pads** fit various hulls with vertical bases and swivelling tops up to 25° for a customized fit
- » **Heavy-duty casters** bolted in all four corners for robust support and stability
- » **360° rotating wheels** with brakes for easy manoeuvrability and control during transport
- » The **hull pad size is 120 x 250 mm**, ensuring adequate support
- » **Corrosion-resistant coating** for longevity in harsh marine environments
- » Easily assembled and disassembled for convenient storage and transport

Accessories:

- » **Longitudinal bars:** Use the longitudinal bar to securely and stably connect a pair of boat dollies before moving your boat

Durable Protective Coatings:

- » Powder Coating
- » Hot Dip Galvanizing
- » High-Quality Paint Finish

The dimensions of tubular profiles, square profiles, threaded rod bars, and heavy-duty wheels change depending on the size and capacity of the products. We use high-quality materials, such as S235, S275, and S355, high-strength structural steels certified for their origin. To ensure the safety and quality of our products, we obtain a CE mark certificate for each one.



Heavy-duty boat dolly V-series: the ultimate solution for boat transport and display.



Dimension:

Max capacity:	Min height:	Max height:	Length:	Width:
1200 kg	520 mm	720 mm	600 mm	1080 mm
2400 kg	520 mm	720 mm	600 mm	1080 mm
3000 kg	520 mm	720 mm	600 mm	1080 mm
4200 kg	520 mm	720 mm	600 mm	1080 mm
5000 kg	520 mm	720 mm	600 mm	1080 mm
6000 kg	520 mm	720 mm	600 mm	1080 mm

* We can customize our products to fit your specific width, height, and capacity requirements.

The dimensions of tubular profiles, square profiles, threaded rod bars, and heavy-duty wheels change depending on the size and capacity of the products. We use high-quality materials, such as S235, S275, and S355, high-strength structural steels certified for their origin. To ensure the safety and quality of our products, we obtain a CE mark certificate for each one.



Motorboat Stands

Motorboat Stands M-Series 1.5 T - 5 T

Our M-Series Motorboat Stands offer reliable support and storage for motorboats weighing up to 5,000 kg. Designed with versatility in mind, these stands accommodate a wide range of hull configurations. The adjustable hull pads feature vertical bases and swivelling tops up to 25°, ensuring a secure and customized fit for your boat.

With a finely adjustable height of up to 150 mm, our motorboat stands provide precise height control for optimal support during storage. Constructed from high-quality materials, these stands are built to last and come with a corrosion-resistant coating to ensure exceptional performance in challenging maritime conditions.

Invest in the M-Series Motorboat Stands for a safe and easy-to-use storage solution for your motorboat. With their durable construction and versatile design, these stands provide reliable support for various hull configurations. Enjoy the benefits of precise height adjustment and easy assembly and disassembly, ensuring your boat stays secure and well-maintained during storage.

Key Features:

- » Designed specifically for motorboats, **supporting up to 5,000 kg**
- » Accommodates various hull configurations for versatile boat support needs
- » **Adjustable hull pads** with vertical bases and swivelling tops up to 25° for a secure fit
- » **Finely adjustable height up to 150 mm** for precise support during storage
- » **Quick and easy height adjustment** with winged nut and threaded rod
- » **Durable construction** with hot-dip galvanized thread rod and winged nut
- » **Exceptional stability** ensured by safety chain and optional reinforcement bars
- » **Hull pad size of 120 x 250 mm**, compatible with various motorboat sizes
- » Easy assembly and disassembly for convenient storage and transport

Accessories:

- » **Transversal bars or Longitudinal bars:** Improve stability on poorly compacted paving
- » **Safety chain:** Ensures stability and prevents accidents

Durable Protective Coatings:

- » Powder Coating
- » Hot Dip Galvanizing
- » High-Quality Paint Finish

The dimensions of tubular profiles, square profiles, threaded rod bars, and heavy-duty wheels change depending on the size and capacity of the products. We use high-quality materials, such as S235, S275, and S355, high-strength structural steels certified for their origin. To ensure the safety and quality of our products, we obtain a CE mark certificate for each one.



The ultimate storage solution: safe and easy to use motorboat stands.



Dimension:

Capacity:	Height:	
	Min:	Max:
1.5 T	500 mm	800 mm
1.5 T	700 mm	1100 mm
1.5 T	1000 mm	1400 mm
1.5 T	1400 mm	1800 mm
3.5 T	500 mm	800 mm
3.5 T	700 mm	1100 mm
3.5 T	1000 mm	1400 mm
3.5 T	1400 mm	1800 mm
5 T	500 mm	800 mm
5 T	700 mm	1100 mm
5 T	1000 mm	1400 mm
5 T	1400 mm	1800 mm

* We can customize our products to fit your specific width, height, and capacity requirements.

The dimensions of tubular profiles, square profiles, threaded rod bars, and heavy-duty wheels change depending on the size and capacity of the products. We use high-quality materials, such as S235, S275, and S355, high-strength structural steels certified for their origin. To ensure the safety and quality of our products, we obtain a CE mark certificate for each one.



Motorboat Stands

Motorboat Stands S-Series 3 T - 25 T

Our S-Series Motorboat Stands provide dependable support and storage for boats weighing up to 25,000 kg. Constructed with high-quality materials, these stands feature a hot-dip galvanized thread rod and winged nut to resist rust and corrosion. The ball joint design allows for 360° rotation, ensuring easy boat adjustments and positioning.

Designed to accommodate a wide range of boat types, including those with inboard or outboard motors, the stand's stable base ensures safety and protection during storage by preventing tipping or swaying. With an adjustable height of up to 300 mm, our motorboat stands deliver optimal support and protection for your boat during service or storage. Built to last, our S-Series Motorboat Stands offer years of reliable support for your boat, whether you're storing it during the off-season or supporting it during maintenance.

Key Features:

- » **Supports boats up to 25,000 kg**, making it suitable for a wide range of vessels
- » Compatible with various hull configurations, including inboard or outboard motors
- » **Easy height adjustment** with winged nut and threaded rod for precise support
- » **Height adjustable up to 300 mm**, ensuring proper support and protection
- » **Ball joint design** enables unrestricted 360° rotation for easy boat positioning
- » Constructed from **high-quality materials** with a **corrosion-resistant coating** for durability and longevity
- » **Hot-dip galvanized thread rod and winged nut** for added strength and rust protection
- » A **stable base** provides exceptional stability, preventing tipping or swaying
- » A hull pad size of 200 x 200 mm ensures compatibility with various boat types
- » **Simple assembly and disassembly** for convenient storage and transport

Accessories:

- » **Safety chain:** Ensures stability and prevents accidents

Durable Protective Coatings:

- » Powder Coating
- » Hot Dip Galvanizing
- » High-Quality Paint Finish

The dimensions of tubular profiles, square profiles, threaded rod bars, and heavy-duty wheels change depending on the size and capacity of the products. We use high-quality materials, such as S235, S275, and S355, high-strength structural steels certified for their origin. To ensure the safety and quality of our products, we obtain a CE mark certificate for each one.



Heavy-duty 25,000 kg boat stand: durable support for a wide range of boats.



Dimension:

Capacity:	Height:	
	Min:	Max:
3 T	900 mm	1200 mm
3 T	1200 mm	1500 mm
3 T	1400 mm	1700 mm
3 T	1600 mm	1900mm
5 T	900 mm	1200 mm
5 T	1200 mm	1500 mm
5 T	1400 mm	1700 mm
5 T	1600 mm	1900mm
7 T	900 mm	1200 mm
7 T	1200 mm	1500 mm
7 T	1400 mm	1700 mm
7 T	1600 mm	1900mm
10 T	900 mm	1200 mm
10 T	1200 mm	1500 mm
10 T	1400 mm	1700 mm
10 T	1600 mm	1900mm

Capacity:	Height:	
	Min:	Max:
15 T	900 mm	1200 mm
15 T	1200 mm	1500 mm
15 T	1400 mm	1700 mm
15 T	1600 mm	1900mm
15 T	1900 mm	2200 mm
15 T	2200 mm	2500 mm
15 T	2500 mm	2800 mm
25 T	900 mm	1200 mm
25 T	1200 mm	1500 mm
25 T	1400 mm	1700 mm
25 T	1600 mm	1900mm
25 T	1900 mm	2200 mm
25 T	2200 mm	2500 mm
25 T	2500 mm	2800 mm

* We can customize our products to fit your specific width, height, and capacity requirements.

The dimensions of tubular profiles, square profiles, threaded rod bars, and heavy-duty wheels change depending on the size and capacity of the products. We use high-quality materials, such as S235, S275, and S355, high-strength structural steels certified for their origin. To ensure the safety and quality of our products, we obtain a CE mark certificate for each one.



Sailboat Stands

Sailboat Stands S-Series 1.5 T - 5 T

Experience top-of-the-line support and safety for your sailboat with our Sailboat Stands S-Series. These premium stands are designed to accommodate a wide range of hull configurations. They can securely support sailboats weighing up to 5,000 kg. Constructed with high-quality materials and coated with a corrosion-resistant finish, the S-Series stands to ensure outstanding durability and exceptional performance in harsh maritime conditions.

Our versatile sailboat stands feature a finely adjustable height of up to 150 mm with telescopic supports for precise height control. The hull pads come with vertical bases and swivelling tops up to 25°, providing a secure and customized fit for different sailboat types. Quick and easy height adjustments can be achieved through a winged nut and threaded rod mechanism, making the stands highly convenient for boat owners.

Key Features:

- » Specifically designed for sailboats, with a **holding capacity of up to 5,000 kg**
- » Accommodates a wide range of hull configurations for versatile support needs
- » **Adjustable height up to 150 mm** with telescopic supports for precise height control
- » **Hull pads** fit various hulls with vertical bases and swivelling tops up to 25° for a secure and customized fit
- » **Quick and easy height adjustment** with winged nut and threaded rod for convenient customization
- » Durable thread rod and winged nut through **hot-dip galvanization** for enhanced durability
- » Provides **exceptional stability**, ensuring the safety of your boat during storage
- » The **hull pad size is 120 x 250 mm**, ensuring adequate support for various sailboat sizes
- » Easily assembled and disassembled for convenient setup, storage, and transport

Accessories:

- » **Transversal bars or Longitudinal bars:** Improve stability on poorly compacted paving
- » **Safety chain:** Ensures stability and prevents accidents

Durable Protective Coatings:

- » Powder Coating
- » Hot Dip Galvanizing
- » High-Quality Paint Finish

The dimensions of tubular profiles, square profiles, threaded rod bars, and heavy-duty wheels change depending on the size and capacity of the products. We use high-quality materials, such as S235, S275, and S355, high-strength structural steels certified for their origin. To ensure the safety and quality of our products, we obtain a CE mark certificate for each one.



High-quality sailboat stands with adjustable height and safety features.



Dimension:

Capacity:	Height:	
	Min:	Max:
1.5 T	600 mm	1000 mm
1.5 T	900 mm	1300 mm
1.5 T	1200 mm	1600mm
1.5 T	1600 mm	2000 mm
1.5 T	2000 mm	2400 mm
3.5 T	600 mm	1000 mm
3.5 T	900 mm	1300 mm
3.5 T	1200 mm	1600mm
3.5 T	1600 mm	2000 mm
3.5 T	2000 mm	2400 mm
5 T	600 mm	1000 mm
5 T	900 mm	1300 mm
5 T	1200 mm	1600mm
5 T	1600 mm	2000 mm
5 T	2000 mm	2400 mm

* We can customize our products to fit your specific width, height, and capacity requirements.

The dimensions of tubular profiles, square profiles, threaded rod bars, and heavy-duty wheels change depending on the size and capacity of the products. We use high-quality materials, such as S235, S275, and S355, high-strength structural steels certified for their origin. To ensure the safety and quality of our products, we obtain a CE mark certificate for each one.



Keel Stands

Keel Stands S-Series 1.5 T - 5 T

The S-Series Keel Stands provide a safe, secure, and versatile solution for boat storage, maintenance, and washdown. Constructed from high-quality materials and coated with a corrosion-resistant finish, these stands offer reliable support and long-lasting durability for boats weighing up to 5,000 kg.

Our S-Series Keel Stands are designed to accommodate various hull configurations, making them suitable for a wide range of boats, including those with inboard or outboard motors. The hull pads feature a vertical base and a swivelling top up to 25°, adapting to different hull shapes for a snug fit. The height can be finely adjusted up to 150 mm, allowing for a customized fit that caters to your specific boat. These keel stands are adaptable for use on a variety of surfaces, such as dirt, gravel, cement, and asphalt. The telescopic supports, winged nut, and threaded rod enable quick and easy height adjustments, ensuring stability and safety during storage, maintenance, and washdown.

Key Features:

- » **Holding capacity** of up to 5,000 kg, suitable for a variety of boats
- » **Accommodates a wide range of hull configurations** for versatile support
- » **Hull pads** adapt to various hull shapes with a vertical base and a swivelling top up to 25°
- » **Telescopic supports** with precise height control for a customized fit
- » **Finely adjustable height** up to 150 mm for added flexibility
- » Adaptable for use on a variety of surfaces, including dirt, gravel, cement, and asphalt
- » **Quick and easy height adjustment** with winged nut and threaded rod
- » A hull pad size of 120 x 250 mm ensures adequate support
- » **Durable thread rod and winged nut** through hot-dip galvanization for enhanced durability
- » Provides **exceptional stability** and safety during storage, maintenance, and washdown
- » Additional safety features, such as safety chains and reinforcement bars, for increased stability and protection

Accessories:

- » **Transversal bars or Longitudinal bars:** Improve stability on poorly compacted paving
- » **Safety chain:** Ensures stability and prevents accidents

Durable Protective Coatings:

- » Powder Coating
- » Hot Dip Galvanizing
- » High-Quality Paint Finish

The dimensions of tubular profiles, square profiles, threaded rod bars, and heavy-duty wheels change depending on the size and capacity of the products. We use high-quality materials, such as S235, S275, and S355, high-strength structural steels certified for their origin. To ensure the safety and quality of our products, we obtain a CE mark certificate for each one.



Keel support S-series: safe and reliable boat support solution for service, washdown and storage.



Dimension:

Capacity:	Height:	
	Min:	Max:
1.5 T	400 mm	600 mm
1.5 T	600 mm	800 mm
1.5 T	800 mm	1200 mm
1.5 T	1000 mm	1400 mm
3.5 T	400 mm	600 mm
3.5 T	600 mm	800 mm
3.5 T	800 mm	1200 mm
3.5 T	1000 mm	1400 mm
5 T	400 mm	600 mm
5 T	600 mm	800 mm
5 T	800 mm	1200 mm
5 T	1000 mm	1400 mm

* We can customize our products to fit your specific width, height, and capacity requirements.

The dimensions of tubular profiles, square profiles, threaded rod bars, and heavy-duty wheels change depending on the size and capacity of the products. We use high-quality materials, such as S235, S275, and S355, high-strength structural steels certified for their origin. To ensure the safety and quality of our products, we obtain a CE mark certificate for each one.



Keel Stands

Keel Stands V-Series 1.5 T - 5 T

The V-Series Keel Stands offer a reliable and secure solution for boat storage and maintenance, supporting boats up to 5,000 kg. Constructed from high-quality, durable materials, these keel stands are built to last and ensure exceptional performance in challenging maritime conditions. The corrosion-resistant coating enhances its longevity, providing additional protection against the elements.

Designed to support your boat by the keel, the V-Series Keel Stands feature fixed pads and a stable base that prevents tipping or swaying, ensuring exceptional stability during storage. Their versatile design accommodates a wide range of hull configurations and is suitable for various surfaces, including dirt, gravel, cement, and asphalt. The adjustable height of up to 150 mm allows precise customization of the stand to fit your specific boat. Quick and easy height adjustments can be made using the winged nut and threaded rod, providing secure support during service or washdown.

Key Features:

- » **Holding capacity of up to 5,000 kg**, suitable for a wide range of boats
- » It provides **exceptional stability** with a design that prevents tipping or swaying
- » Accommodates various hull configurations for versatile boat storage and maintenance
- » Adaptable for use on a variety of surfaces, including dirt, gravel, cement, and asphalt
- » Finely **adjustable height** up to 150 mm for customizable boat support
- » Quick and easy height adjustment with winged nut and threaded rod
- » **Telescopic supports** with precise height control for secure storage during service or washdown
- » Durable thread rod and winged nut through **hot-dip galvanization** for added strength
- » **A hull pad size of 120 x 250 mm** ensures compatibility with different boat types
- » **Corrosion-resistant coating** for long-lasting durability and exceptional performance
- » Additional safety features, such as safety chains and reinforcement bars, for increased stability and protection bars, for increased stability and protection

Accessories:

- » **Transversal bars or Longitudinal bars:** Improve stability on poorly compacted paving
- » **Safety chain:** Ensures stability and prevents accidents

Durable Protective Coatings:

- » Powder Coating
- » Hot Dip Galvanizing
- » High-Quality Paint Finish

The dimensions of tubular profiles, square profiles, threaded rod bars, and heavy-duty wheels change depending on the size and capacity of the products. We use high-quality materials, such as S235, S275, and S355, high-strength structural steels certified for their origin. To ensure the safety and quality of our products, we obtain a CE mark certificate for each one.



A versatile and stable keel stands for secure boat storage and maintenance.



Dimension:

Capacity:	Height:	
	Min:	Max:
1.5 T	400 mm	600 mm
1.5 T	600 mm	800 mm
1.5 T	800 mm	1200 mm
1.5 T	1000 mm	1400 mm
3.5 T	400 mm	600 mm
3.5 T	600 mm	800 mm
3.5 T	800 mm	1200 mm
3.5 T	1000 mm	1400 mm
5 T	400 mm	600 mm
5 T	600 mm	800 mm
5 T	800 mm	1200 mm
5 T	1000 mm	1400 mm

* We can customize our products to fit your specific width, height, and capacity requirements.

The dimensions of tubular profiles, square profiles, threaded rod bars, and heavy-duty wheels change depending on the size and capacity of the products. We use high-quality materials, such as S235, S275, and S355, high-strength structural steels certified for their origin. To ensure the safety and quality of our products, we obtain a CE mark certificate for each one.



Keel Support

Keel Support C-Series 1.5 T - 10 T

The C-Series Keel Support offers a customizable storage solution for boats of various sizes, with a holding capacity ranging from 1.5 to 10 tons. Made from high-quality materials, our keel supports ensure long-lasting durability and exceptional performance in challenging maritime conditions. In addition, their corrosion-resistant coating further enhances their suitability for indoor and outdoor use, allowing them to withstand harsh weather conditions.

Designed to accommodate a wide range of hull configurations, the C-Series Keel Support provides a secure and stable storage platform for your boat's boat. Adaptable for use on various surfaces such as dirt, gravel, cement, and asphalt, these keel supports cater to your boat's unique shape and size. Easy to assemble and disassemble, our C-Series Keel Support allows for convenient storage and transport. At the same time, its design enables quick and effortless transfer between trailers for improved mobility and flexibility.

Invest in the C-Series Keel Support for a durable, customizable, secure boat storage solution. With its adaptable design and high-quality construction, it ensures exceptional stability and performance, making it an ideal choice for boat owners and enthusiasts alike. Enjoy the convenience of easy assembly and disassembly, as well as its compatibility with various surfaces, making it a versatile option for your boat storage needs

Key Features:

- » **Holding capacity of up to 10,000 kg**, suitable for boats of various sizes, from small pleasure boats to large commercial ships
- » Provides **exceptional stability and performance** for secure boat storage
- » Accommodates a wide range of hull configurations for customization to your boat's unique shape and size
- » **Adaptable for use on a variety of surfaces**, including dirt, gravel, cement, and asphalt
- » **High-quality materials** and **corrosion-resistant coating** ensure durability in challenging maritime conditions
- » **Easily assembled and disassembled design** for convenient storage and transport
- » Suitable for indoor and outdoor environments, capable of withstanding harsh weather conditions

Durable Protective Coatings:

- » Powder Coating
- » Hot Dip Galvanizing
- » High-Quality Paint Finish

The dimensions of tubular profiles, square profiles, threaded rod bars, and heavy-duty wheels change depending on the size and capacity of the products. We use high-quality materials, such as S235, S275, and S355, high-strength structural steels certified for their origin. To ensure the safety and quality of our products, we obtain a CE mark certificate for each one.



Durable and customizable keel support for secure boat storage.



Dimension:

Capacity:	Width:	Height:	Capacity:	Width:	Height:
1.5 T	600 mm	600 mm	6 T	600 mm	600 mm
1.5 T	600 mm	800 mm	6 T	600 mm	800 mm
1.5 T	600 mm	1000 mm	6 T	600 mm	1000 mm
1.5 T	600 mm	1200 mm	6 T	600 mm	1200 mm
1.5 T	850 mm	600 mm	6 T	850 mm	600 mm
1.5 T	850 mm	1000 mm	6 T	850 mm	1000 mm
1.5 T	850 mm	800 mm	6 T	850 mm	800 mm
1.5 T	850 mm	1200 mm	6 T	850 mm	1200 mm
3.5 T	600 mm	600 mm	10 T	600 mm	600 mm
3.5 T	600 mm	800 mm	10 T	600 mm	800 mm
3.5 T	600 mm	1000 mm	10 T	600 mm	1000 mm
3.5 T	600 mm	1200 mm	10 T	600 mm	1200 mm
3.5 T	850 mm	600 mm	10 T	850 mm	600 mm
3.5 T	850 mm	1000 mm	10 T	850 mm	1000 mm
3.5 T	850 mm	800 mm	10 T	850 mm	800 mm
3.5 T	850 mm	1200 mm	10 T	850 mm	1200 mm

* We can customize our products to fit your specific width, height, and capacity requirements.

The dimensions of tubular profiles, square profiles, threaded rod bars, and heavy-duty wheels change depending on the size and capacity of the products. We use high-quality materials, such as S235, S275, and S355, high-strength structural steels certified for their origin. To ensure the safety and quality of our products, we obtain a CE mark certificate for each one.



Keel Support

Keel Support F-Series 1.5 T - 10 T

Our F-Series Adjustable Height Keel Supports are designed for the safe and convenient storage of boats, offering a holding capacity of up to 10,000 kg. Constructed from high-quality materials and coated with a durable finish, these keel supports withstand challenging marine environments and provide long-lasting support for your boat.

Safety is a top priority in the design of our keel supports. The hull pads provide a stable platform for secure storage, preventing your boat from shifting or moving while in storage. Independently tested and certified, our keel supports can safely support a working load of up to 10,000 kg.

Our keel supports are easy to use and customizable to accommodate a wide range of hull configurations. Simply drive your boat onto the keel support and secure it in place. The adjustable hull pads feature a vertical base and a swivelling top up to 25°, ensuring a snug fit for various hull shapes. Constructed from durable materials and coated with a corrosion-resistant finish, our F-Series Keel Supports deliver exceptional performance in challenging maritime conditions.

Key Features:

- » **Holding capacity up to 10,000 kg**, suitable for a variety of boats
- » **Accommodates a wide range of hull configurations** for versatile support
- » **Hull pads** with a vertical base and swivelling top up to 25° adapt to various hull shapes
- » **Telescopic supports** with precise height control for a customized fit
- » Hull pad size of 120 x 250 mm, ensuring adequate support
- » **Adaptable for use on a variety of surfaces**, including dirt, gravel, cement, and asphalt
- » Provides exceptional **stability and security** during boat storage

Durable Protective Coatings:

- » Powder Coating
- » Hot Dip Galvanizing
- » High-Quality Paint Finish

The dimensions of tubular profiles, square profiles, threaded rod bars, and heavy-duty wheels change depending on the size and capacity of the products. We use high-quality materials, such as S235, S275, and S355, high-strength structural steels certified for their origin. To ensure the safety and quality of our products, we obtain a CE mark certificate for each one.



Adjustable height keel support for easy and secure boat storage.



Dimension:

Capacity:	Width:	Height:	
		Min:	Max:
1.5 T	850 mm	600 mm	1000 mm
1.5 T	850 mm	800 mm	1200 mm
1.5 T	850 mm	1000 mm	1400 mm
1.5 T	1050 mm	600 mm	1000 mm
1.5 T	1050 mm	800 mm	1200 mm
1.5 T	1050 mm	1000 mm	1400 mm
3.5 T	850 mm	600 mm	1000 mm
3.5 T	850 mm	800 mm	1200 mm
3.5 T	850 mm	1000 mm	1400 mm
3.5 T	1050 mm	600 mm	1000 mm
3.5 T	1050 mm	800 mm	1200 mm
3.5 T	1050 mm	1000 mm	1400 mm

Capacity:	Width:	Height:	
		Min:	Max:
6 T	850 mm	600 mm	1000 mm
6 T	850 mm	800 mm	1200 mm
6 T	850 mm	1000 mm	1400 mm
6 T	1050 mm	600 mm	1000 mm
6 T	1050 mm	800 mm	1200 mm
6 T	1050 mm	1000 mm	1400 mm
10 T	850 mm	600 mm	1000 mm
10 T	850 mm	800 mm	1200 mm
10 T	850 mm	1000 mm	1400 mm
10 T	1050 mm	600 mm	1000 mm
10 T	1050 mm	800 mm	1200 mm
10 T	1050 mm	1000 mm	1400 mm

* We can customize our products to fit your specific width, height, and capacity requirements.

The dimensions of tubular profiles, square profiles, threaded rod bars, and heavy-duty wheels change depending on the size and capacity of the products. We use high-quality materials, such as S235, S275, and S355, high-strength structural steels certified for their origin. To ensure the safety and quality of our products, we obtain a CE mark certificate for each one.



Keel Support

Keel Support S-Series 5 T - 30 T

Our S-Series Fixed Keel Support is a robust storage solution designed for safely securing boats of all sizes, with a holding capacity of up to 30 tons. Constructed from heavy-duty structural steel, these keel supports provide a stable platform for boats during storage, ensuring they remain in place and do not tip over.

Featuring durable materials and a corrosion-resistant coating, our Fixed Keel Supports offer lasting durability and exceptional performance in challenging maritime conditions. In addition, these supports are designed to accommodate a wide range of hull configurations, providing versatility for various boat types.

Fixed Keel Supports offer enhanced stability and protection for your boat's hull when used in conjunction with other boat support systems, such as boat stands, vertical cradles, or tilt cradles. That is particularly important for boats stored over long periods or exposed to harsh weather conditions. Our S-Series Fixed Keel Supports are built to withstand heavy loads and high winds, ensuring the safety of your boat during storage. In addition, their folding and stackable design allows for easy storage when not in use, making them a convenient and reliable choice for boat owners.

Key Features:

- » **Heavy-duty structural steel construction** for strength and durability
- » **Holding capacity of up to 30,000 kg**, suitable for boats of all sizes
- » Accommodates a wide range of hull configurations for versatile boat support
- » **Exceptional stability** during storage, ensuring boat safety
- » **Corrosion-resistant finish** for added protection in maritime conditions
- » Compatible with other **boat support systems** for comprehensive security and support
- » **Folding and stackable design** for easy storage when not in use
- » Simple assembly and disassembly for convenient storage and transport
- » Designed to protect boat hulls during storage, preventing damage

Durable Protective Coatings:

- » Powder Coating
- » Hot Dip Galvanizing
- » High-Quality Paint Finish

The dimensions of tubular profiles, square profiles, threaded rod bars, and heavy-duty wheels change depending on the size and capacity of the products. We use high-quality materials, such as S235, S275, and S355, high-strength structural steels certified for their origin. To ensure the safety and quality of our products, we obtain a CE mark certificate for each one.



Heavy duty fixed keel support for boats up to 30 tons.



Dimension:

Capacity:	Height:
5 T	400 mm
5 T	500 mm
5 T	600 mm
5 T	700 mm
5 T	800 mm
5 T	900 mm
5 T	1000 mm
5 T	1200 mm
7 T	400 mm
7 T	500 mm
7 T	600 mm
7 T	700 mm
7 T	800 mm
7 T	900 mm
7 T	1000 mm
7 T	1200 mm

Capacity:	Height:
10 T	400 mm
10 T	500 mm
10 T	600 mm
10 T	700 mm
10 T	800 mm
10 T	900 mm
10 T	1000 mm
10 T	1200 mm
15 T	400 mm
15 T	500 mm
15 T	600 mm
15 T	700 mm
15 T	800 mm
15 T	900 mm
15 T	1000 mm
15 T	1200 mm

Capacity:	Height:
20 T	400 mm
20 T	500 mm
20 T	600 mm
20 T	700 mm
20 T	800 mm
20 T	900 mm
20 T	1000 mm
20 T	1200 mm
30 T	400 mm
30 T	500 mm
30 T	600 mm
30 T	700 mm
30 T	800 mm
30 T	900 mm
30 T	1000 mm
30 T	1200 mm

* We can customize our products to fit your specific width, height, and capacity requirements.

The dimensions of tubular profiles, square profiles, threaded rod bars, and heavy-duty wheels change depending on the size and capacity of the products. We use high-quality materials, such as S235, S275, and S355, high-strength structural steels certified for their origin. To ensure the safety and quality of our products, we obtain a CE mark certificate for each one.



Boat Cradle

Tilt Cradle 5 T - 30 T

Introducing Tilt Cradles, the perfect solution for securely supporting boats of all sizes during storage or maintenance. Designed with boat owners and storage facilities in mind, our Tilt Cradles are constructed from high-quality materials for durability and longevity. In addition, the sturdy base and frame ensure your boat remains in a fixed position, safeguarding your investment from the elements.

A key feature of our Tilt Cradles is the unrestricted 360° rotation provided by the ball joint design, allowing easy manoeuvrability. The cradle also offers a quick height adjustment system using a winged nut and threaded rod. It makes it simple to adapt the cradle for boats of different sizes.

The Tilt Cradle suits small, medium, and large sailboats and larger motorboats. Its stable and secure support system holds the boat's weight, keeping it in place and preventing it from tipping over or shifting. The cradle is made from durable materials and coated with a corrosion-resistant finish, ensuring long-lasting durability and exceptional performance in challenging maritime conditions.

Key Features:

- » **Holding capacity** of up to 30,000 kg, suitable for small, medium, and large boats
- » Accommodates a wide range of **hull configurations** for versatile support
- » **Ball joint design** allows for unrestricted **360°** rotation, providing easy manoeuvrability
- » **Quick and easy height adjustment** with winged nut and threaded rod
- » **Telescopic supports** with precise height control for a customized fit
- » Finely adjustable height up to 150 mm for optimal support
- » **High-quality materials** ensure durability and longevity in challenging maritime conditions
- » **Corrosion-resistant finish** for added protection
- » A hull pad size of 200 x 200 mm ensures adequate support
- » Provides exceptional **stability** and **security** during boat storage

Accessories:

- » **Transversal or Longitudinal bars** - improve stability on poorly compacted paving
- » **Safety chain** - ensures stability and prevents accidents

Durable Protective Coatings:

- » Powder Coating
- » Hot Dip Galvanizing
- » High-Quality Paint Finish

The dimensions of tubular profiles, square profiles, threaded rod bars, and heavy-duty wheels change depending on the size and capacity of the products. We use high-quality materials, such as S235, S275, and S355, high-strength structural steels certified for their origin. To ensure the safety and quality of our products, we obtain a CE mark certificate for each one.



Tilt cradles: the perfect solution for boats of all sizes.



Dimension:

Capacity:	Height:	
	Min:	Max:
5 T	800 mm	1300 mm
5 T	1000 mm	1500 mm
5 T	1300 mm	1800 mm
7 T	800 mm	1300 mm
7 T	1000 mm	1500 mm
7 T	1300 mm	1800 mm
7 T	1500 mm	2500 mm
10 T	800 mm	1300 mm
10 T	1000 mm	1500 mm
10 T	1300 mm	1800 mm
10 T	1500 mm	2500 mm
10 T	2000 mm	3000 mm
15 T	800 mm	1300 mm
15 T	1000 mm	1500 mm
15 T	1300 mm	1800 mm
15 T	1500 mm	2500 mm
15 T	2000 mm	3000 mm

Capacity:	Height:	
	Min:	Max:
20 T	800 mm	1300 mm
20 T	1000 mm	1500 mm
20 T	1300 mm	1800 mm
20 T	1500 mm	2500 mm
20 T	2000 mm	3000 mm
20 T	3000 mm	4000 mm
30 T	800 mm	1300 mm
30 T	1000 mm	1500 mm
30 T	1300 mm	1800 mm
30 T	1500 mm	2500 mm
30 T	2000 mm	3000 mm
30 T	3000 mm	4000 mm

* We can customize our products to fit your specific width, height, and capacity requirements.

The dimensions of tubular profiles, square profiles, threaded rod bars, and heavy-duty wheels change depending on the size and capacity of the products. We use high-quality materials, such as S235, S275, and S355, high-strength structural steels certified for their origin. To ensure the safety and quality of our products, we obtain a CE mark certificate for each one.



Boat Cradle

Vertical Cradle 5 T - 30 T

Discover the ultimate motorboat storage and maintenance support system with our Vertical Cradles. Designed to hold motorboats weighing up to 30 tons, these cradles are built with high-quality structural steel for exceptional strength and durability. Available in various sizes and styles, our Vertical Cradles accommodate a wide range of boats and requirements, ensuring the perfect fit for your needs.

Our Vertical Cradles feature a space-saving design that allows boats to be stored vertically, taking up less space than other support systems. That makes them an ideal solution for boat owners with limited storage space. In addition, using a quick-winged nut and threaded rod, the adjustable height feature provides fine adjustments up to 150 mm, ensuring a secure fit for your boat.

Key Features:

- » **Holding capacity of up to 30,000 kg**, suitable for various motorboat sizes
- » Accommodates a wide range of **hull configurations** for versatility
- » **High-quality materials** ensure **durability** and longevity in maritime conditions
- » Exceptional stability for secure boat storage and maintenance
- » **Quick and easy height adjustment** with winged nut and threaded rod for a tailored fit
- » **Telescopic supports** with precise height control for additional customization
- » **Finely adjustable height** up to 150 mm for secure placement of your boat
- » Durable thread rod and winged nut through hot-dip galvanization for added strength
- » **Ball joint design** allows for 360° rotation without restrictions, enabling easy access
- » **Hull pad size of 200 x 200 mm** for adequate support of boat hulls

Accessories:

- » **Safety chain:** Ensures stability and prevents accidents

Durable Protective Coatings:

- » Powder Coating
- » Hot Dip Galvanizing
- » High-Quality Paint Finish

The dimensions of tubular profiles, square profiles, threaded rod bars, and heavy-duty wheels change depending on the size and capacity of the products. We use high-quality materials, such as S235, S275, and S355, high-strength structural steels certified for their origin. To ensure the safety and quality of our products, we obtain a CE mark certificate for each one.



Vertical cradles: the ultimate support system for motorboat storage and maintenance.

Dimension:



Capacity:	Height:	
	Min:	Max:
5 T	800 mm	1300 mm
5 T	1000 mm	1500 mm
5 T	1300 mm	1800 mm
7 T	800 mm	1300 mm
7 T	1000 mm	1500 mm
7 T	1300 mm	1800 mm
7 T	1500 mm	2500 mm
10 T	800 mm	1300 mm
10 T	1000 mm	1500 mm
10 T	1300 mm	1800 mm
10 T	1500 mm	2500 mm
10 T	2000 mm	3000 mm
15 T	800 mm	1300 mm
15 T	1000 mm	1500 mm
15 T	1300 mm	1800 mm
15 T	1500 mm	2500 mm
15 T	2000 mm	3000 mm

Capacity:	Height:	
	Min:	Max:
20 T	800 mm	1300 mm
20 T	1000 mm	1500 mm
20 T	1300 mm	1800 mm
20 T	1500 mm	2500 mm
20 T	2000 mm	3000 mm
20 T	3000 mm	4000 mm
30 T	800 mm	1300 mm
30 T	1000 mm	1500 mm
30 T	1300 mm	1800 mm
30 T	1500 mm	2500 mm
30 T	2000 mm	3000 mm
30 T	3000 mm	4000 mm

* We can customize our products to fit your specific width, height, and capacity requirements.

The dimensions of tubular profiles, square profiles, threaded rod bars, and heavy-duty wheels change depending on the size and capacity of the products. We use high-quality materials, such as S235, S275, and S355, high-strength structural steels certified for their origin. To ensure the safety and quality of our products, we obtain a CE mark certificate for each one.



Boat Cradle

Adjustable Tilt Cradle 7 T - 30 T

Introducing the Adjustable Tilt Cradles, the perfect boat support solution for boat owners, maintenance facilities, and marinas. These universal cradles feature a robust frame mounted on a sturdy base, providing reliable and stationary support for boats of various sizes and configurations. In addition, our cradles are equipped with a unique adjustable tilt feature that enables easy adaptation to different boat hull shapes and sizes. That ensures that all types of vessels receive secure and stable support.

Constructed with durable materials and coated with a corrosion-resistant finish, our cradles guarantee long-lasting durability and exceptional performance in the harshest maritime environments. The adjustable tilt design enables simple angle adjustments by loosening or tightening the supporting brackets, allowing precise control over the cradle's angle. In addition, telescopic supports provide height control up to 150 mm, making these cradles suitable for boats of various sizes.

Our adjustable tilt cradles are popular for boat storage facilities, maintenance centres, and marinas. Their robust construction and flexible features offer a reliable support system for all types of boats. In addition, the cradles provide a sturdy and secure foundation for boats, making them ideal for a range of applications in the boating industry.

Key Features:

- » Up to **30,000 kg holding capacity** for versatile boat support
- » **Adjustable tilt design** accommodates various hull configurations
- » Durable materials and **corrosion-resistant coating** ensure longevity
- » Exceptional stability for secure boat storage and maintenance
- » Quick height adjustment using a **winged nut and threaded rod**
- » Precise height control with **telescopic supports**, adjustable up to 150 mm
- » Enhanced strength and reliability with **hot-dip galvanized thread rod and winged nut**
- » Unrestricted **360° rotation** with ball joint design for easy access
- » A versatile solution for boat storage and maintenance needs
- » **200 x 200 mm hull pad size** offers ample support for boat hulls

Accessories:

- » **Transversal bars or Longitudinal bars:** Improve stability on poorly compacted paving
- » **Safety chain:** Ensures stability and prevents accidents

Durable Protective Coatings:

- » Powder Coating
- » Hot Dip Galvanizing
- » High-Quality Paint Finish

The dimensions of tubular profiles, square profiles, threaded rod bars, and heavy-duty wheels change depending on the size and capacity of the products. We use high-quality materials, such as S235, S275, and S355, high-strength structural steels certified for their origin. To ensure the safety and quality of our products, we obtain a CE mark certificate for each one.



The perfect boat support system: adjustable tilt cradles for stable and secure storage and maintenance.



Dimension:

Capacity:	Height:	
	Min:	Max:
7 T	1000 mm	1500 mm
7 T	1300 mm	1800 mm
7 T	1500 mm	2500 mm
10 T	1000 mm	1500 mm
10 T	1300 mm	1800 mm
10 T	1500 mm	2500 mm
15 T	1000 mm	1500 mm
15 T	1300 mm	1800 mm
15 T	1500 mm	2500 mm
15 T	2000 mm	3000 mm
15 T	2500 mm	4000 mm
15 T	3500 mm	6000 mm

Capacity:	Height:	
	Min:	Max:
20 T	1000 mm	1500 mm
20 T	1300 mm	1800 mm
20 T	1500 mm	2500 mm
20 T	2000 mm	3000 mm
20 T	2500 mm	4000 mm
20 T	3500 mm	6000 mm
30 T	1000 mm	1500 mm
30 T	1300 mm	1800 mm
30 T	1500 mm	2500 mm
30 T	2000 mm	3000 mm
30 T	2500 mm	4000 mm
30 T	3500 mm	6000 mm

* We can customize our products to fit your specific width, height, and capacity requirements.

The dimensions of tubular profiles, square profiles, threaded rod bars, and heavy-duty wheels change depending on the size and capacity of the products. We use high-quality materials, such as S235, S275, and S355, high-strength structural steels certified for their origin. To ensure the safety and quality of our products, we obtain a CE mark certificate for each one.



Boat Cradle

Sailboat Cradle 8 T - 40 T

Discover our durable Sailboat Cradles, designed to safely and securely store your sailboat with a holding capacity of up to 40 tons. Crafted with high-strength S355 structural steel, these cradles provide exceptional stability and support for a wide range of hull configurations. The corrosion-resistant coating ensures lasting durability and top performance in demanding maritime environments.

Designed for use with motorized carts for boat lifting, our sailboat cradles offer a time-saving solution for easy and damage-free boat transfers. Trusted by boat storage facilities, maintenance facilities, and marinas, these cradles provide reliable, long-lasting protection and stability for your sailboat.

Our Sailboat Cradles feature a ball joint design for unrestricted 360° rotation and fast, easy height adjustments using a winged nut and threaded rod. The precise height control of up to 150 mm and the 35° tilt angle in the vertical direction ensure a perfect fit for boats of varying sizes and shapes.

Key Features:

- » Constructed with **high-strength S355 structural steel** for durability and reliability
- » **Holding capacity of up to 40,000 kg** to accommodate various sailboat sizes
- » Accommodates a wide range of hull configurations for versatile support
- » Provides **exceptional stability** to ensure the safety of your sailboat
- » 35° tilt angle in the vertical direction for compatibility with different hull shapes
- » **Ball joint design** allows for 360° rotation without restrictions for precise adjustments
- » **Telescopic supports** with precise height control and adjustable tilt for a customized fit
- » Quick and easy height adjustment with winged nut and threaded rod for user-friendly operation
- » Durable thread rod and winged nut through **hot-dip galvanization** for corrosion resistance
- » **Hull pad size of 200 x 200 mm**, ensuring adequate support
- » Trusted by boat storage facilities, maintenance facilities, and marinas for dependable protection

Durable Protective Coatings:

- » Powder Coating
- » Hot Dip Galvanizing
- » High-Quality Paint Finish

The dimensions of tubular profiles, square profiles, threaded rod bars, and heavy-duty wheels change depending on the size and capacity of the products. We use high-quality materials, such as S235, S275, and S355, high-strength structural steels certified for their origin. To ensure the safety and quality of our products, we obtain a CE mark certificate for each one.



Safely and securely store your sailboat with our durable cradles - up to 40 tons capacity.



Dimension:

Capacity:	Supports:	Length:	Width:		Min height:	Max height:	Height from floor:	Inclination:
8 T	4	3500 mm	2000 mm	2500 mm	1550 mm	2500 mm	200 mm	35°
10 T	4	3500 mm	2000 mm	2500 mm	1550 mm	2500 mm	200 mm	35°
15 T	4	4500 mm	2000 mm	2500 mm	1550 mm	2500 mm	200 mm	35°
20 T	6 / 8	6000 mm	2000 mm	2500 mm	1550 mm	2500 mm	200 mm	35°
30 T	8	7000 mm	2500 mm	3000 mm	1900 mm	2900 mm	200 mm	35°
40 T	8	8000 mm	2500 mm	3000 mm	2300 mm	3300 mm	200 mm	30°

* We can customize our products to fit your specific width, height, and capacity requirements.

The dimensions of tubular profiles, square profiles, threaded rod bars, and heavy-duty wheels change depending on the size and capacity of the products. We use high-quality materials, such as S235, S275, and S355, high-strength structural steels certified for their origin. To ensure the safety and quality of our products, we obtain a CE mark certificate for each one.



Boat Lift System

Hydraulic Boat Lift System 5,6 T

The Hydraulic Boat Lift System is a high-quality product designed to effortlessly lift boats weighing up to 5,600 kg. Made from durable materials and coated with a corrosion-resistant finish, this system offers long-lasting durability and exceptional performance in challenging maritime conditions. It features an adjustable width to accommodate various boat sizes and hydraulic cylinders for smooth and effortless lifting. Designed for efficient operation, it has simple controls and reliable performance. Suitable for boats with inboard or outboard motors, the system includes four hydraulic boat lifts, each designed to lift 1,400 kg.

One of the key benefits of this lift system is its simplicity and safety when removing the trailer from under the boat. It provides effortless lifting solutions for any setting, whether in a shop, yard, or showroom. In addition, the revolutionary 10-minute boat replacement solution means there's no need to wait for a crane to pull a trailer to paint, repair, or store a boat.

The Hydraulic Boat Lift System is the perfect lifting solution for boats up to 5,600 kg. Its innovative design and durable construction make it a reliable choice for boat owners and maintenance facilities. With its adjustable width, effortless lifting capabilities, and simple controls, this hydraulic boat lift system provides a safe and efficient way to lift and store your boat on various surfaces. Trust the Hydraulic Boat Lift System for your boat lifting and storage needs.

Key Features:

- » **Holding capacity** of up to 5,600 kg for lifting and storing various boat sizes
- » Adaptable for use on a variety of surfaces, including dirt, gravel, cement, and asphalt
- » **Effortless lifting solutions** for multiple settings, including shops, yards, and showrooms
- » Constructed with high-strength **S355 structural steel** for durability and reliability
- » **Revolutionary 10-minute boat replacement solutions**, eliminating the need for a crane
- » **Simple and safe solutions** for removing the trailer from under the boat
- » **Ball joint design** allows for 360° rotation without restrictions
- » Hull pad size of 90 x 120 mm for adequate support of boat hulls

Accessories:

- » A **hydraulic system powered by compressed air**: Allows a single operator to handle up to four boat lifts simultaneously. This efficient and practical solution is perfect for boat owners and operators who want to maximize productivity

Durable Protective Coatings:

- » Powder Coating
- » High-Quality Paint Finish

The dimensions of tubular profiles, square profiles, threaded rod bars, and heavy-duty wheels change depending on the size and capacity of the products. We use high-quality materials, such as S235, S275, and S355, high-strength structural steels certified for their origin. To ensure the safety and quality of our products, we obtain a CE mark certificate for each one.



The ultimate lifting solution for your boat up to 5,600 kg.



Dimension:

Max capacity per jack:	1400 kg
Weight limit of boat:	5600 kg
Range of lifting:	500 - 1300 mm
Max arm extension:	400 mm
Length:	500 mm
Height:	1300 mm
Width:	850 mm
Weight:	105 kg



* We can customize our products to fit your specific width, height, and capacity requirements.

The dimensions of tubular profiles, square profiles, threaded rod bars, and heavy-duty wheels change depending on the size and capacity of the products. We use high-quality materials, such as S235, S275, and S355, high-strength structural steels certified for their origin. To ensure the safety and quality of our products, we obtain a CE mark certificate for each one.



Boat Stands System

V-Drive Boat Stands System 1 T - 3.5 T

Our V-Drive Boat Stands System offers a reliable and versatile solution for showcasing your boat at boat shows, showrooms, and other events. Our three-stand system is designed explicitly for V-drive applications, ensuring that the prop/shaft remains on the floor for added safety. In addition, the system provides exceptional stability, even when people are on board, making it a reliable choice for boating enthusiasts.

Constructed from solid materials and coated with a corrosion-resistant finish, our V-Drive Boat Display System supports up to 3,500 kg. It is suitable for indoor and outdoor use. The stands feature height adjustability and hull pads with vertical bases and swivelling tops up to 25°, offering versatile support for various hull shapes.

Key Features:

- » Designed specifically for **V-Drive boats**, catering to their unique requirements
- » Innovative **three-stand setup** provides exceptional stability for inboard boat exhibitions
- » **Holding capacity of up to 3,500 kg**, suitable for a range of boat sizes
- » **Hull pads** fit various hulls with vertical bases and swivelling tops up to 25° for versatile support
- » **Telescopic supports** with precise height control for a customized fit
- » Safe and secure even with people on board during exhibitions or events
- » A **hull pad size of 120 x 250 mm** ensures adequate support
- » **Ideal for boat exhibitions, showrooms, and other events**
- » **Easily assembled and disassembled** for convenient setup and transport

Durable Protective Coatings:

- » Powder Coating
- » Hot Dip Galvanizing
- » High-Quality Paint Finish

The dimensions of tubular profiles, square profiles, threaded rod bars, and heavy-duty wheels change depending on the size and capacity of the products. We use high-quality materials, such as S235, S275, and S355, high-strength structural steels certified for their origin. To ensure the safety and quality of our products, we obtain a CE mark certificate for each one.



**Innovative three-stand system designed for V-drive boats:
excellent stability and versatility for boat displays at events.**



Dimension:

Capacity:	Height:	
	Min:	Max:
1 T	300 mm	450 mm
1 T	400 mm	600 mm
1 T	500 mm	700 mm
2 T	300 mm	450 mm
2 T	400 mm	600 mm
2 T	500 mm	700 mm
3.5 T	300 mm	450 mm
3.5 T	400 mm	600 mm
3.5 T	500 mm	700 mm

* We can customize our products to fit your specific width, height, and capacity requirements.

The dimensions of tubular profiles, square profiles, threaded rod bars, and heavy-duty wheels change depending on the size and capacity of the products. We use high-quality materials, such as S235, S275, and S355, high-strength structural steels certified for their origin. To ensure the safety and quality of our products, we obtain a CE mark certificate for each one.



Accessories

Wall Stands for Outboard Motor 2.5 hp – 250 hp

Protect your outboard motor with our superior steel wall stands, expertly crafted from high-quality structural steel for ultimate durability and longevity. These wall stands ensure the safety and security of outboard motors, keeping them off the ground and away from potential damage. The practical wall-mounted design allows for easy access and maintenance for boat owners and mechanics, while the corrosion-resistant coating ensures exceptional performance in challenging maritime conditions.

Our wall stands are designed to provide unparalleled stability in even the most challenging environments, making them perfect for indoor or outdoor use in showrooms or storage areas. The space-saving design enables easy folding and stacking to maximize storage space. Customizable and easily installed on any wall, our wall stands accommodate outboard motors ranging from 2.5 hp to 250 hp. Independently tested and certified, these stands ensure a safe working load of up to 250 kg.

Key Features:

- » **Capacity up to 250 kg**, compatible with outboard motors from 2.5 hp to 250 hp
- » Expertly crafted from **high-quality structural steel** for ultimate durability and longevity
- » **Corrosion-resistant coating** for top-notch performance in maritime environments
- » Unmatched stability for indoor or outdoor use in showrooms or storage areas
- » **Space-saving, easy folding and stacking design**
- » **Customizable fit** for various motor sizes and simple wall installation
- » Independently tested and certified for safe working load and performance
- » Easy access and maintenance, keeping motors off the ground and protected from potential damage


Durable Protective Coatings:

- » **Powder Coating**
- » **Hot Dip Galvanizing**
- » **High-Quality Paint Finish**

The dimensions of tubular profiles, square profiles, threaded rod bars, and heavy-duty wheels change depending on the size and capacity of the products. We use high-quality materials, such as S235, S275, and S355, high-strength structural steels certified for their origin. To ensure the safety and quality of our products, we obtain a CE mark certificate for each one.



Safe, secure, and space-saving: superior steel wall stands for outboard motors.



Dimension:

Outboar motor:	Capacity:	Lenght x Height x Width:
2.5 hp - 15 hp	70 kg	400 mm x 250 mm x 200 mm
15 hp - 60 hp	120 kg	450 mm x 400 mm x 300 mm
60 hp - 115 hp	180 kg	550 mm x 450 mm x 450 mm
115 hp - 250 hp	250 kg	700 mm x 500 mm x 500 mm

* We can customize our products to fit your specific width, height, and capacity requirements.

The dimensions of tubular profiles, square profiles, threaded rod bars, and heavy-duty wheels change depending on the size and capacity of the products. We use high-quality materials, such as S235, S275, and S355, high-strength structural steels certified for their origin. To ensure the safety and quality of our products, we obtain a CE mark certificate for each one.



Metal fabrication insights

Our top FAQ.

What is CE marking, and why is it essential for our products?

CE marking is a certification that indicates that a product meets the safety, health, and environmental protection standards set out by the European Union. Having our products, CE-marked is essential because it allows us to sell and distribute them within the EU and European Economic Area.

Do you offer custom fabrication services?

We offer custom fabrication services to meet our customer's needs and requirements.

What materials do you use for your products?

We use high-quality steel and aluminium to manufacture our products, ensuring durability and longevity.

How do you ensure the quality of your products?

We have a strict quality control process, including inspections and testing at every production stage. We also follow international standards for safety, welding, design, structural stability, assembling and hot dip galvanization.

How long does it take to manufacture and deliver a product?

Our product manufacturing and delivery time will vary depending on the specific product, and the quantity ordered. However, we will provide an estimated time frame when you place an order.

What additional services do you offer?

We offer various additional services, including design and prototyping, CNC machine service, welding service, powder coating and colour painting service, rubber production service and assembly service.

How do you design and prototype your products?

We use advanced computer-aided design (CAD) software and 3D modelling to design and prototype our products.

Are your products compliant with international safety standards?

We ensure that our products comply with the CE marking standards of the European Union and adhere to international safety, welding, design, structural stability, assembling, and hot dip galvanization standards. That guarantees that our clients receive products of the highest quality, safety, and reliability, meeting their expectations and requirements.

What is your CNC machine service?

Our CNC machine service allows us to produce precision parts and components for our products using computer-controlled machinery.

Do you have a showroom or facility where customers can view your products?

Yes, we have a showroom and facility where customers can view and test our products.

Are you able to deliver products internationally?

Yes, we can deliver our products internationally and have experience with international shipping and customs regulations.

Do you have a warranty on your products?

Yes, we offer a 24 months warranty on our products to ensure customer satisfaction and peace of mind.

How do you handle customer complaints or issues?

We take customer complaints and issues very seriously and have a process to address them quickly and efficiently.

Can you provide references or case studies of past projects?

We can provide references and case studies of past projects upon request.

Do you have an environmental policy?

Yes, we have an environmental policy to minimize our environmental impact and promote sustainable practices in our manufacturing process.



**"We are the
solution to all your
metal fabrication
projects"**

Stay connected

Access our contact information and communication channels

We are committed to delivering exceptional service and support to our valued customers.

Don't hesitate to reach out to us using the appropriate contact information below:

» Sales Inquiries

Discover our product range and pricing, or place an order with our dedicated sales team:

✉ sales@kipacboatstands.com

☎ + 385 1 21 34 607

» Technical Assistance

For expert technical support or any concerns regarding our products, our skilled support team is at your service:

✉ support@kipacboatstands.com

» Supplies & Procurement

For all matters related to supplies and procurement, please get in touch with our specialized department:

✉ supplies@kipacboatstands.com

» Financial Queries

For billing, payments, or any other financial inquiries, our finance department is here to help:

✉ finance@kipacboatstands.com

» Career Opportunities

Explore job openings or learn more about working at Kipac Boat Stands by contacting our HR department:

✉ hr@kipacboatstands.com

» General Inquiries

For any other questions or information not addressed above, feel free to reach out to us:

✉ info@kipacboatstands.com

» Marketing & Promotions

To learn more about our marketing efforts, advertising, or promotional opportunities, connect with our marketing department:

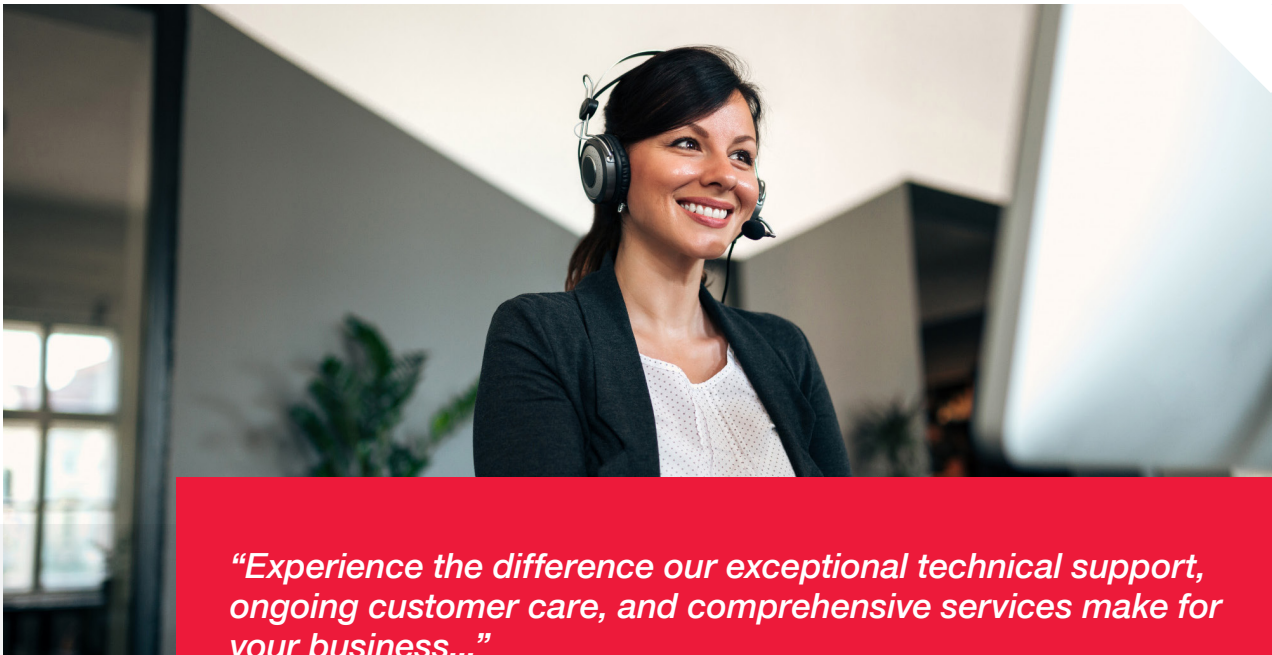
✉ marketing@kipacboatstands.com

» Stay Updated

Subscribe to our newsletter to receive the latest news and exclusive offers from us:

✉ newsletter@kipacboatstands.com

We are always eager to connect with our customers and address their needs. Do not hesitate to contact us through any of the channels listed above. **We look forward to assisting you and ensuring your complete satisfaction.**



“Experience the difference our exceptional technical support, ongoing customer care, and comprehensive services make for your business...”

Your partner in success: exceptional technical support & ongoing customer care

At our company, we prioritize delivering outstanding customer service, technical support, and comprehensive assistance

throughout the entire product life cycle. We understand that your success is our success, which is why we offer a range of support services to ensure you receive the best possible help:

» **Responsive Support Channels**

Contact our dedicated team via email at support@kipacboatstands.com, phone at + 385 1 21 34 607 live chat, or social media, and expect prompt and effective responses to your inquiries within 24 hours.

» **Expert Technical Assistance**

Our highly qualified service team and expert advisory staff are equipped with the necessary tools and resources to address even the most complex issues related to our products and services.

» **Ongoing Customer Care**

Beyond the initial sale, we offer after-sales support, including warranty services, maintenance, and continuous assistance to guarantee your satisfaction.

» **Proactive Improvement**

We not only solve problems but also conduct thorough analyses to identify the causes of malfunctions and implement corrective measures to prevent future occurrences. We regularly collect and analyze customer feedback through surveys and feedback forms, using this valuable information to enhance our customer service, support, and product development.

KIPAC

